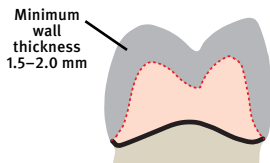
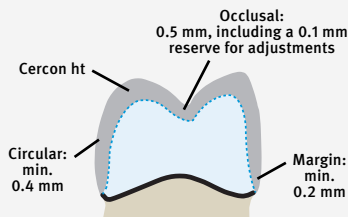


Cercon ht Full Contour Zirconia allows for conservative tooth preparation

Classic preparation for all-ceramic crowns

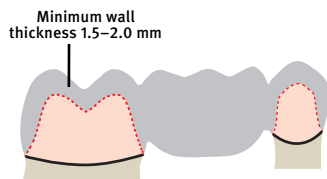


Conservative preparation for full contour crowns

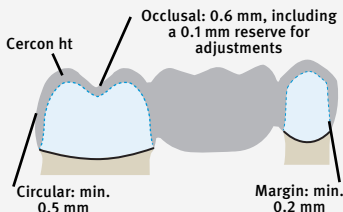


Cercon ht, crowns 13-15, conservative preparation, full contour restoration.

Classic preparation for all-ceramic bridges



Conservative preparation for full contour bridges



Cercon ht, bridge 29-31, conservative preparation, full contour posterior bridge.

Cercon ht, bridge 2-4, conservative preparation, full contour posterior bridge.

Cementation/Bonding Recommendations

Cercon® restorations have a clinical history of success, with a wide-variety of cementation systems, offering the practitioner nearly unlimited choices in placing the final restoration.



- **Self Adhesive Resin Cementation:** Self adhesive cementation; clinically proven, eliminates the bonding agent step. We recommend SmartCem® 2 Self-Adhesive Cement (DENTSPLY Caulk).



- **Adhesive Resin Cementation:** Rinse and etch or total-etch adhesives combined with resin cements produce excellent results. We recommend Calibra® Esthetic Resin Cement with Prime & Bond® NT™ Dual Cure Adhesive (DENTSPLY Caulk).

- **Glass/Resin Ionomer Cementation:** The use of resin modified glass-ionomer cements and glass-ionomer cements has been clinically proven.

Distributed by:
DENTSPLY International Inc.
DENTSPLY Prosthetics
570 West College Ave.
York, PA 17405-2558, 1-800-243-1942
prosthetics.dentsply.com or dentsply.com

Polishing Recommendations*

- **Axis® Dental Adjustment & Polishing Set for Full Contour Zirconia (LS-7579)**
- **EDenta Ceramic Finishing Kit (30055S0)**
- **Brasseler USA® Adjustment Diamonds: 27-76 microns (837LF FG014)**
Polishing Diamonds: Coarse/Medium/Fine (9545)

*Always use water cooling when adjusting full contour zirconia restorations.



REF 800267 Rev. 1 06/13